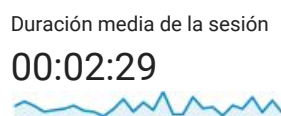
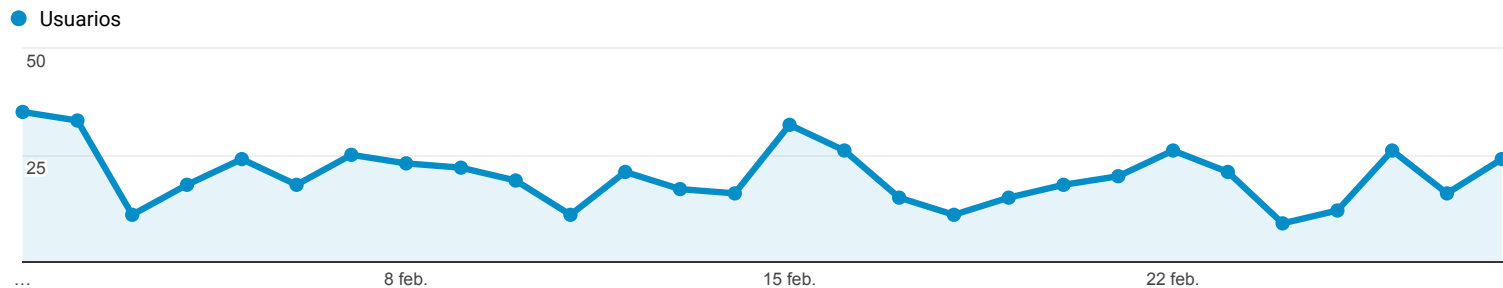


## Visión general de la audiencia

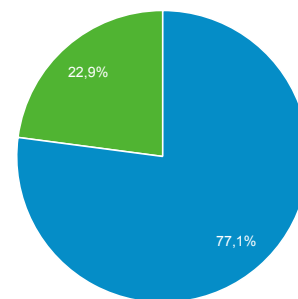
1 feb. 2018 - 28 feb. 2018

Todos los usuarios  
 100,00 % Usuarios

### Visión general



■ New Visitor ■ Returning Visitor



| Ciudad                         | Usuarios | % Usuarios |
|--------------------------------|----------|------------|
| 1. <a href="#">Caceres</a>     | 90       | 17,75 %    |
| 2. <a href="#">Madrid</a>      | 63       | 12,43 %    |
| 3. <a href="#">(not set)</a>   | 51       | 10,06 %    |
| 4. <a href="#">Plasencia</a>   | 48       | 9,47 %     |
| 5. <a href="#">Seville</a>     | 40       | 7,89 %     |
| 6. <a href="#">Barcelona</a>   | 25       | 4,93 %     |
| 7. <a href="#">Merida</a>      | 24       | 4,73 %     |
| 8. <a href="#">Valladolid</a>  | 16       | 3,16 %     |
| 9. <a href="#">Malaga</a>      | 9        | 1,78 %     |
| 10. <a href="#">Granollers</a> | 8        | 1,58 %     |